






THE OHIO STATE UNIVERSITY

Efficiency and New Resources Scorecard

Board of Trustees Audit, Compliance & Finance Committee | August 27, 2020

Highlights: Operational Excellence

Efficiency program	FY20 Target	FY20 Actual	Progress to goal	Status
University	\$44M	\$52.5M	119%	
Wexner Medical Center	\$42M	\$45.3M	108%	
Capital efficiencies*	\$11M	\$11.1M	101%	

* Additional project underway to establish building comps benchmarks.

NEW INITIATIVES FUNDED

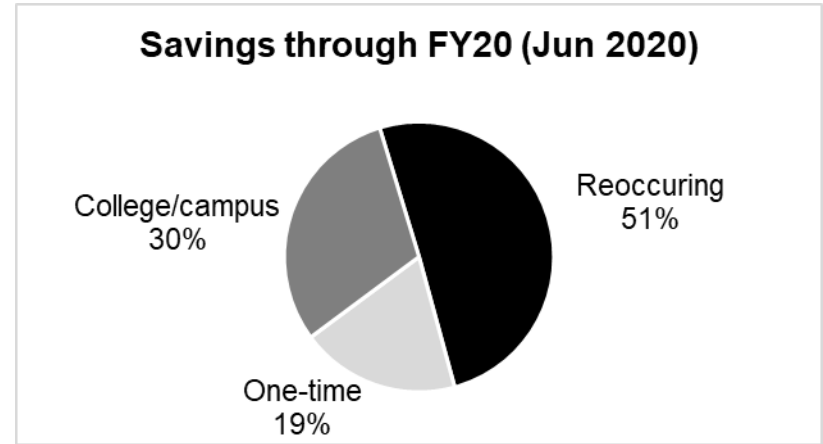
➤ More than \$200 million has been committed through fiscal 2020 to fund four major initiatives

Strategic initiative	Description	Funding source
President's Affordability Grants	Aid for 15,000+ low- and moderate-income Ohioans per year	Administrative efficiencies
Buckeye Opportunity Program	Aid package covers tuition for Ohio students who qualify for Pell grants	Innovative funding
Digital Flagship	24,000 students receive iPad learning technology suite through FY20	Administrative efficiencies
University Institute for Teaching and Learning	Teaching excellence program available to faculty	Innovative funding

Operational efficiency scorecard

The university set a 5-year, \$200 million goal for non-WMC efficiencies

FY20 goal	\$200M		
Progress to date	Total	% of goal	Status
Through FY18	\$114.2M	57%	●
Through FY19	\$167.8M	84%	●
Through FY20	\$219.6M	110%	●




OTHER EFFICIENCY HIGHLIGHTS

The university's 2020 goals focused on savings that could be redeployed to student financial aid and other strategic initiatives. Other initiatives reduce the cost of capital projects and operating costs at colleges and the Wexner Medical Center.

	Progress through FY20	Status	Notes
Strategic procurement	\$451.6M compared with FY12	●	Savings largely benefit colleges and units through discounted rates on goods and services
Wexner Medical Center	\$657.3M since FY15	●	Margin improvement has increased days cash on hand metric from 81 days to 193 days
Capital projects	\$99.0M In FY18 thru FY20 YTD	●	Costs avoided by improving project accounting, capturing bid favorability, budget reductions

New resource scorecard

The university set a 5-year, \$200 million goal for innovative funding

FY20 goal	\$200M	
Major projects	Upfront total	Annual funding through FY20
NIKE extension	\$22.5M	\$6.4M
Comprehensive Energy Management	\$1.07B	\$99.1M
Coca-Cola extension	\$6M	\$550,000
Total	\$1.1B 	\$106.1M

OTHER NEW RESOURCE HIGHLIGHTS

The university continues to benefit from innovative funding work that pre-dated the 2020 goal. Examples include:

Project	New resource metric	Notes
Parking	\$176.4M distributed FY13-FY20	Supports 200+ scholarships per year, 137 Discovery Themes faculty hires, Arts District and more
Affinity relationships	160+ internships per year	Relationships with Nationwide, Huntington and other partners support the campus in various ways